

# QCT90 Series

## 3.2mm x 2.5mm, SMD TCXO, LVCMOS, LVPECL, LVDS

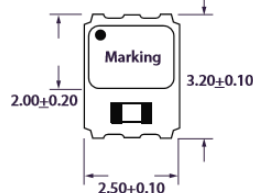
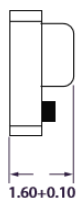
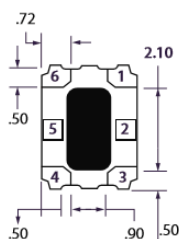
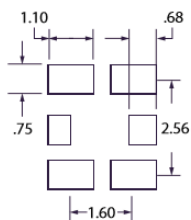
<b>Output</b>	LVCMOS	LVDS/LVPECL
<b>Frequency</b>	10.000 MHz to 245.000 MHz	10.000 MHz to 1450.000 MHz
<b>Output Levels</b>	Logic "0" = 10% of Vcc max Logic "1" = 90% of Vcc min	Logic "0" = Vcc - 1.85 Vmin, Vcc -1.60 Vmax Logic "1" = Vcc - 1.03 Vmin, Vcc -0.60 Vmax
<b>Load</b>	15pF	Differential
<b>Duty Cycle</b>	50% ± 5%	
<b>Frequency Stability</b>	See Stability in Part Number Guide Below	
vs Temperature	± 1.0 ppm max per year @ +25°C	
vs Aging	± 0.2 ppm max for ± 5% change in Supply Voltage (Vcc)	
vs Voltage	± 0.2 ppm max for ± 10% change in Load	
vs Load	See Supply Voltage in Part Number Guide Below	
<b>Supply Voltage</b>	See Supply Voltage in Part Number Guide Below	
<b>Phase Noise (RMS)</b>	0.8 pSec typ (12.000 kHz to 20.000 MHz) Less than 400nSec (1.875 kHz to 21.000 MHz)	
<b>Temperature Range</b>	See Operating Temperature in Part Number Guide Below	
Operating Temp	(-55°C to +150°C)	
Storage Temp		

### Part Number Guide Sample Part Number: QCT90 – EU2D-20.000

Package and Output	Operating Temperature	Frequency Stability vs. Temp	Supply Voltage	Output Type	Frequency
QCT90 -	A = 0° C to +70° C	*S = ±1.5 ppm	2 = 2.5 VDC	A = LVDS	20.000MHz
	C = -20° C to +70° C	*T = ±2.0 ppm	3 = 3.3 VDC	B = LVPECL	
	E = -40° C to +85° C	*U = ±2.5 ppm		D = LVCMOS	
	L = -30° C to +85° C	W = ±3.0 ppm			
		Z = ±5.0 ppm			

NOTE: A 0.01µF and 10µF bypass capacitor is recommended between Vcc (pin 6) and Gnd (pin 3) to minimize power supply noise.

\*Not available in all operating temperatures ranges.



Pin Connections		
Pin 1	TCXO	N/C or Ground
Pin 2	N/C or Enable / Disable	
Pin 3	Ground	
Pin 4	Output	
Pin 5	LVCMOS	N/C
	LVPECL	Complimentary Output
	LVDS	
Pin 6	Supply Voltage (Vcc)	

### QVS TECH INC

6965 El Camino Real, Ste 105 Carlsbad, CA 92009 Phone: 760-929-8677 Fax: 760-929-8077

email: [sales@qvstech.com](mailto:sales@qvstech.com)

Specifications subject to change without notice (Rev A)