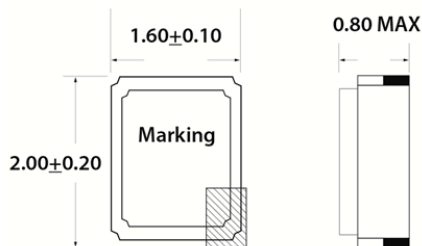
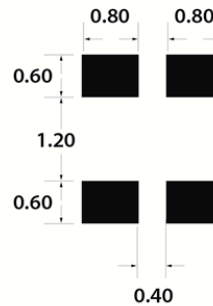
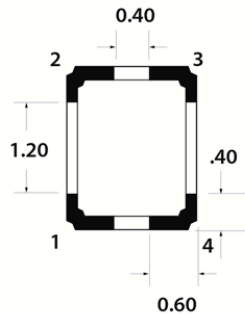


Frequency	13.000MHz to 52.000MHz
Output Level	Clipped Sine Wave
Level	0.8 V p-p min
Output Load	10pF
Stability	
Frequency vs. Temperature	(See table below)
Frequency vs. Load	±0.2 ppm max for ± 5% change in Load
Frequency vs. Voltage	± 0.1 ppm max for ± 5% change in Vdd
Frequency vs. Time	±1.0 ppm max per year
Supply Voltage	(See table below)
Current	2.0 mA max
Temperature	
Operating	(See table below)
Storage	-40°C to +85°C
Part Number	(See table below)

Part Number Guide		Sample Part Number: QCT95 - CU3S - 26.000			
Package and Output	Operating Temperature	Frequency Stability vs. Temp	Supply Voltage	Output Type	Frequency
QCT95 -	A = 0°C to +70°C	Q = ±0.5 ppm	1 = 1.8 VDC	S = Clipped Sinewave	26.000 MHz
	C = -20°C to +70°C	R = ±1.0 ppm	2 = 2.7 VDC		
	L = -30°C to +85°C	S = ±1.5 ppm	3 = 3.3 VDC		
		T = ±2.0 ppm			



PIN 1 INDICATOR LOCATED IN THIS AREA



SUGGESTED  
LAND PATTERN

Pin Connections	
PIN 1	CONTROL VOLT.
PIN 2	GROUND
PIN 3	OUTPUT
PIN 4	SUPPLY (Vcc)

DIMENSIONS IN mm

### QVS TECH INC

6965 El Camino Real, Ste 105 Carlsbad, CA 92009 Phone: 760-929-8677 Fax: 760-929-8077

email: [sales@qvstech.com](mailto:sales@qvstech.com)

Specifications subject to change without notice