

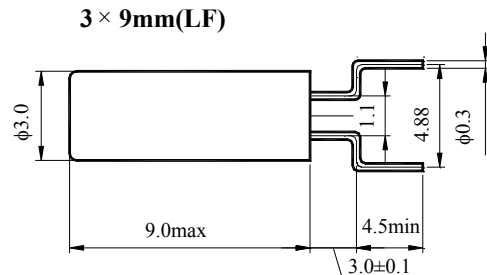
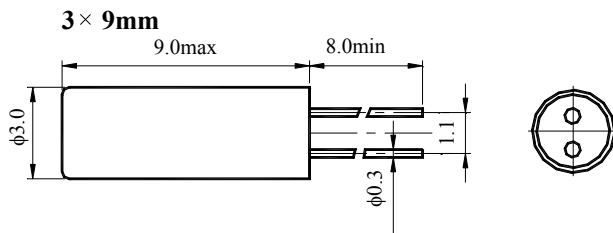
STANDARD SPECIFICATIONS

Frequency Range	3.579545MHz ~ 100.000000MHz
Calibration Tolerance (25 °C)	±50 ppm Standard (see Crystal Part Number Guide for more details)
Load Capacitance(CL)	18pF Standard (see Crystal Part Number Guide for more details)
Shunt Capacitance(C ₀)	7 pF max
Drive Level (P)	0.1mW max
Frequency Stability over Operating Temperature	±100 ppm Standard (see Crystal Part Number Guide for more details)
Aging	± 5 ppm, T _a =25°C/ per year
Operating Temperature Range	0°C to + 70°C Standard (see Crystal Part Number Guide for more details)
Storage Temperature Range	-40 °C ~+85 °C Standard
Holder Type	3×9mm or 3×9mm (LF)

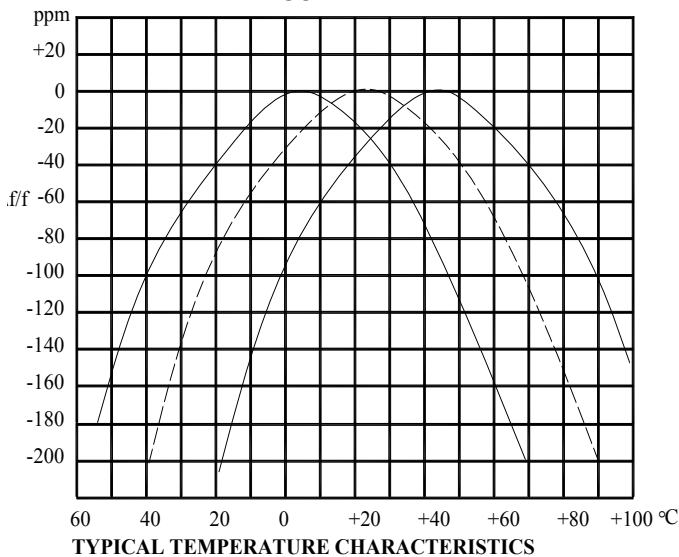
Ordering Instructions (see Crystal Part Number Guide for more details)

Example: QVS Part # = QVS39-21AF18-20.000-LF

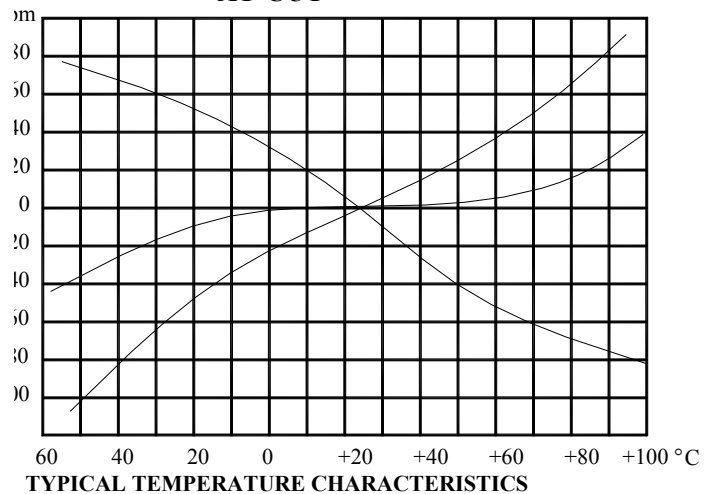
	±50ppm(@ 25°)	±100ppm(Over Temp)	0°C~+70°C	Fundamental	Load Cap.	Freq.	(optional) -Lead Form
QVS39-	2	1	A	F	18pF	-20.000MHz	-LF



BT-CUT



AT-CUT



QVS TECH INC

6965 El Camino Real, Ste 105 Carlsbad, CA 92009 Phone: 760-929-8677 Fax: 760-929-8077 email: sales@qvstech.com
Specifications subject to change without notice (Rev A)