

STANDARD SPECIFICATIONS		
Frequency Range	Fundamental	8.0MHz to 40.0 MHz
	3rd OT	40.0 MHz to 100 MHz
Frequency Tolerance (25 °C)	±50 ppm Standard (see Crystal Part Number Guide for more details)	
Resonance	Parallel (18pF Standard) (see Crystal Part Number Guide for more details)	
Shunt Capacitance (Co)	7.0pF max	
Equivalent Series Resistance (E.S.R)	60 Ω max	
Drive Level	10μW ~ 100μW	
Aging (First Year @ 25°C)	±5 ppm max	
Frequency Stability over Operating Temperature	± 100 ppm Standard (see Crystal Part Number Guide for more details)	
Operating Temperature Range	0 °C ~+70 °C Standard (see Crystal Part Number Guide for more details)	
Storage Temperature Range	-40 °C ~+85 °C Standard	

### Ordering Instructions (see Crystal Part Number Guide for more details)

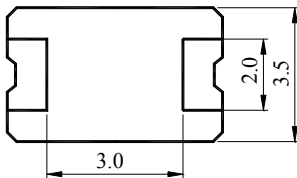

**Example: QVS Part # = QCM50-21AF18-25.000**

QCM50-	±50ppm(@ 25°)	±100ppm(Over Temp)	0°C~+70°C	Fundamental	Load Cap.	Freq.
	2	1	A	F	18pF	-25.000MHz

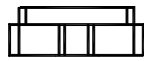
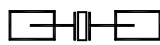
\* See Engineering-Technical Info for Solder Re-flow and Tape and Reel Specs.

### DIMENSIONS (Unit:mm)

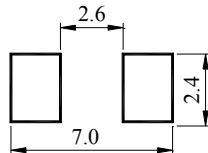
QCM50



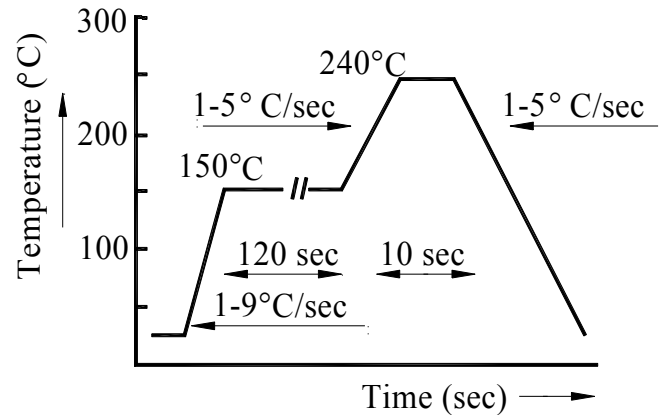
### Connection (Top view)



### RECOMMENDED PAD LAYOUT



### Example for soldering conditions



### QVS TECH INC

6965 El Camino Real, Ste 105 Carlsbad, CA 92009 Phone: 760-929-8677 Fax: 760-929-8077

email: [sales@qvstech.com](mailto:sales@qvstech.com)

Specifications subject to change without notice (Rev B)